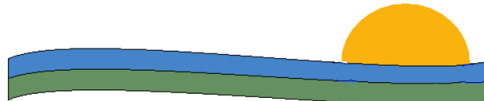


Town of Algoma Sanitary District #1
 3477 Miller Drive
 Oshkosh, WI 54904
 Phone: (920) 426-0335
 Fax: (920) 426-1181
 Emergency Pager: (920) 258-1030
 E-mail: district.office@algomasd.org
 Office Hours: Monday - Friday
 8:00 a.m. - 12:00 p.m. & 12:30 p.m. - 4:30 p.m.

The public is welcome to attend our regular meetings held on the second Thursday of the month at 6:00 p.m. at the Sanitary District Office.



Town of Algoma Sanitary District #1
 3477 Miller Drive
 Oshkosh, WI 54904

District Staff & Commissioners Wish You & Your Family a Fun & Safe Summer!

Our Mission

To provide safe drinking water and sewer services to the residents served by the Sanitary District.

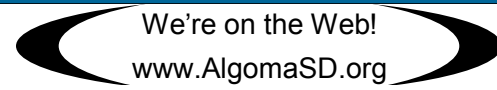
Our Vision

We strive to be the lowest cost, highest quality provider of municipal water and sanitary sewer services in the Fox Valley.

Valve Adjustment



If you need the water service valve in your yard lowered, please let us know and we will be happy to adjust it for you at no charge.



The District maintains a website to provide helpful information for you. Some of the information you will find includes:

- A map of all District properties
- A map of vacant lots for sale in our District with municipal water and sewer service
- A map of the available water service area
- A list of the available water service area by address and by parcel ID number
- The procedure for connecting to municipal water, if it is available to a property
- Current water rates, instructions on how to read your bill, and the billing schedule
- Automatic water bill payment enrollment forms
- Well permit/abandonment procedures including grant and cost share information
- Agendas and minutes from previous meetings
- Prior CCRs and newsletters

PRSRT STD
 U.S. POSTAGE PAID
 OSHKOSH, WI
 PERMIT NO. 90

Water Rates

Water rates for all District residents as of July 1, 2015:

Meter Size	Quarterly Meter Charge	Plus Usage
5/8" - 3/4"	\$52.26	\$5.15 per 1,000 gallons
1"	\$69.69	

Residents connected to the municipal water system with a 3/4" meter and usage of 17,000 gallons results in a \$139.81 quarterly water bill. Rates will not increase in 2016.

Sewer Rates

Sewer rates for all District residents as of January 1, 2016:

Residents	Treatment Facility	User Fee
Town of Algoma	City of Oshkosh	\$309
Town of Omro	City of Omro	\$581

Your annual sewer user fee is charged on your property tax bill as shown in the table above. Rates will remain flat in 2017.

Deferred Assessments

If you are interested in connecting to the municipal water system and have questions about how to connect or to determine your remaining balance please contact us. We can still offer to finance the remaining balance over a 20 year term.

Issue 12
 June 2016

Total Water Customers: 1,093
 Total Sewer Customers: 3,002

Commissioners Elected Officials




Jim Savinski
 President
 Elected Term: 2011 - 2017



Chad Hayes
 Secretary
 Elected Term: 2013 - 2019



Peter Cernohous
 Treasurer
 Elected Term: 2015 - 2021



Kevin Mraz
 Utility Director
 Since 2002



2015 Consumer Confidence Report

From Your Utility Director

In this annual newsletter, you will find information regarding our municipal drinking water quality, proposed 2017 rates, and upcoming utility projects. It continues to be my honor to serve our community and observe how our dedicated team of employees' hard work and effort continues to make such a great impact by keeping your water rates and sewer user fees inexpensive, all while accommodating the continued growth of our community. Our District is located in a very desirable area to live and raise a family, as evidenced by the 40 new homes constructed in our District during 2015 and our area hosted seven homes in the Winnebago County Home Builders Association 2016 Spring Parade of Homes in May. Our team is always here and willing to answer your questions or meet with you to discuss any concerns.

Water Rates - Your Water Utility had a financially successful year and met our revenue requirement for the 2015 calendar year and we will not increase water rates in 2016. This financial success is due to efficient operation and a residual benefit from the decision to consolidate the Town of Omro Sanitary District into our Town of Algoma Sanitary District. In addition to the expense savings realized from the consolidation, we have also exceeded our goal of 30 connections by connecting 51 new water users in 2015. While some of these connections are from new homes, many of them are from existing homes that identified concerns with water quality in their residential well and, because the watermain was available, they transitioned by simply connecting to the municipal safe drinking water system.

Water Quality - The water system has met every state and federal safe drinking water requirement. This includes primary contaminants that have major health effects such as arsenic, lead, radium, and benzene while also meeting all secondary contaminants that impact the taste, color, and odor of drinking water such as iron and manganese.

Sewer Rates - The Sewer Utility experienced a dramatic expense savings for the 2015 calendar year. The savings came from two areas: the removal of duplicated expenses from the consolidation and from our field operation staff locating and removing clear water Infiltration and Inflow (I&I) from many sources that directly save on wastewater treatment expenses. One of the sources of I&I includes sump pumps that were illegally discharging into the sewer collection system. Our Operators also found many cracked sewer laterals and sewer mains, allowing ground water to enter the sewer system which, once repaired, prevented this clear water from entering the sewer system. This field work reduces the annual cost we pay to either the City of Oshkosh or the City of Omro Wastewater Treatment Facility. Prior to consolidation, the District set a goal to reduce expenses by \$60,000 per year and we greatly exceeded this goal by actually reducing expenses by over \$160,000 per year. Due to these expense savings, we will not increase sewer rates in 2017.

Hot Topic - Lead Poisoning: Do You Have Lead in Your Water?

To reassure our readers and current water users, Water Utility staff inspected every house upon connection to the municipal water system and has confirmed there is not a single lead service line currently in use.

One of the major causes of Flint, Michigan's crisis of high lead levels in its water is the use of lead service pipes and lead solder on copper pipes from the main to the house faucets. The other issue that caused elevated levels of lead was the high corrosivity of Flint's drinking water leaching lead from the pipes. The combination of these two conditions created this unfortunate and catastrophic event that we are now hearing about in the news.

Our Water Utility is required to test for lead contamination at numerous customer sites at the point of use, either the kitchen or bathroom faucet. All sample results analyzed by a certified lab came back safe and below the safe drinking water action level for lead contamination. The State of Wisconsin DNR & EPA identify the safety of drinking water using the residual founds of the samples taken based on the 90th percentile of all reported samples. The safe drinking water action level for lead is 15 parts per billion (ppb). The action level uses a mathematical calculation of all sample results, which for our utility is 6.7ppb. However, I determined it is best to report to you, our customers, the absolute **(CONTINUED ON PAGE 2)**

Water Facility #4

Prior to consolidation, the Omro Sanitary District purchased a site on Reighmoor Road just north of State Highway 21. This site will be developed into our 4th drinking water filtration facility within approximately the next ten years. To make the best use of this greenspace, we sought and received donations to fully fund park type improvements that include parking for 28 cars, a grassed soccer field with goal posts, and a walking trail.



Please feel free to make use of "OUR PARK" for your upcoming soccer or football team practices. It is strictly open during daylight hours only.

2015 ASD Facts

- 51 Water Permits Issued - 2016 Year to Date: 15
- 40 Sewer Permits Issued - 2016 Year to Date: 10
- Unaccounted Drinking Water: 2%
- Average Daily Sewer Flow to City of Omro: **46,000 gallons / day** 36% Decrease Since 2011
- Average Daily Sewer Flow to City of Oshkosh: **483,400 gallons / day** 41% Decrease Since 2011
- Frozen Water Services: 0

Hot Topic - Lead Poisoning: Do You Have Lead In Your Water? (cont.)

(CONTINUED FROM PAGE 1) highest level found in our latest round of tests was 11 ppb, still well below the action level. The location of this highest sample is a commercial business built in 1979 that is not a public drinking water location and may have used lead solder since the building was constructed before lead solder and pipes were prohibited in 1986.

I will also address the corrosivity of our municipal water, which was the second issue Flint experienced. Our municipal water has remained

very stable since our inception and is considered on the non-corrosive or scale-formation side of the calculation. This means a very thin layer of calcium carbonate develops, coating the pipes as the water flows past. We sample our water for corrosivity parameters on a monthly basis to monitor any trend changes. If the corrosivity of our municipal water ever changed, we have the capability to modify the water to prevent corrosion of heavy metals.

For any residents of our townships that have decided not to connect to

the water system or do not have the water system available to their properties, and are concerned that you may have a lead service line from your well to your home, I offer a free service to have one of our water Operators stop by to confirm what type of pipe is installed. Our staff has not found a single lead service in the townships, however, if anyone would like this free review of the type of service line you have, please call our office to coordinate an inspection at your convenience.

In 2017, our utility will be testing

20 random houses out of our potential sample sites. As our community continues to grow, we need an additional 20 residential lead and copper sample site locations. If you are interested in becoming one of our potential sample locations, please contact our office and we will add you to our database. For your security and protection, we will not sample your house unless you are included in our database and we will contact you to schedule an appointment.

Health Information

Drinking water, including bottled water, may reasonably be expected to contain at least small amounts of some contaminants. The presence of contaminants does not necessarily indicate that water poses a health risk. More information about contaminants and potential health effects can be obtained by calling the Environmental Protection Agency's safe drinking water hotline (800-426-4791).

Some people may be more vulnerable to contaminants in drinking water than the general population. Immuno-compromised persons such as persons with cancer undergoing chemotherapy, persons who have undergone organ transplants, people with HIV/AIDS or other immune system disorders, some elderly, and infants can be particularly at risk from infections. These people should seek advice about drinking water from their health care providers. EPA/CDC guidelines on appropriate means to lessen the risk of infection by cryptosporidium and other microbial contaminants are available from the Environmental Protection Agency's safe drinking water hotline (800-426-4791).

In order to ensure that tap water is safe to drink, EPA prescribes regulations that limit the amount of certain contaminants in water provided by public water systems. FDA regulations establish limits for contaminants in bottled water, which shall provide the same protection for public health.

Educational Info

The sources of drinking water, both tap water and bottled water, include rivers, lakes, streams, ponds, reservoirs, springs, and wells. As water travels over the surface of the land or through the ground, it dissolves naturally occurring minerals and, in some cases, radioactive material, and can pick up substances resulting from the presence of animals or from human activity.

Contaminants that may be present in source water include:

- Microbial contaminants, such as viruses and bacteria, which may come from sewage treatment plants, septic systems, agricultural livestock operations, and wildlife.
- Inorganic contaminants, such as salts and metals, which can be naturally-occurring or result from urban stormwater runoff, industrial or domestic wastewater discharges, oil and gas production, mining or farming.
- Pesticides and herbicides, which may come from a variety of sources such as agriculture, urban stormwater runoff, and residential uses.
- Organic chemical contaminants, including synthetic and volatile organic chemicals, which are by-products of industrial processes and petroleum production, and can also come from gas stations, urban stormwater runoff, and septic systems.
- Radioactive contaminants, which can be naturally occurring or be the result of oil and gas production and mining activities.

Additional Info

If present, elevated levels of lead can cause serious health problems, especially for pregnant women and young children. Lead in drinking water is primarily from materials and components associated with service lines and home plumbing. The Town of Algoma Sanitary District #1 is responsible for providing high quality drinking water, but cannot control the variety of materials used in plumbing components. When your water has been sitting for several hours, you can minimize the potential for lead exposure by flushing your tap for 30 seconds to 2 minutes before using water for drinking or cooking. If you are concerned about lead in your water, you may wish to have your water tested. Information on lead in drinking water, testing methods, and steps you can take to minimize exposure is available from the Safe Drinking Water Hotline or at www.epa.gov/safewater/lead.

Water Hardness

We suggest you continue using a water softener for your dishwasher to reduce calcium water spots on your dishes. When setting your water softener, the District's municipal water has a hardness of 17 grains per gallon.

Sources of Water

Well ID	Source	Depth (in feet)	Status
1	Groundwater	673	Active
2	Groundwater	655	Active
3	Groundwater	670	Active

Utility Tours



We welcome classes of students who would like to learn more about municipal water systems and the water treatment process to tour our water utility and well facility. Please contact us during our normal office hours at (920) 426-0335 for more information or to schedule a tour for your student group today.

Town Paving

Upcoming Project: North Oakwood Road
The District received confirmation from the Town of Algoma that they intend to resurface North Oakwood Road from State Highway 21 to Lake Butte Des Morts in 2017. You may see our field staff jetting and televising the sewermain in this area to determine if any adjustments or repairs need to be completed prior to the paving project. The Town of Algoma's intention to pave the road will also trigger the District to survey the residents to determine if any of the properties that do not currently have water available want or need water service. The District will plan to survey these residents this fall to determine if the watermain should be installed prior to this paving project. The sections this potential watermain extension will impact is between Oakwood School and Oakwood Circle and properties north of Shorehaven Court.

Safe Drinking Water Contaminant Test Results

Your water was tested for many contaminants last year. We are allowed to monitor for some contaminants less frequently than once a year. The following tables list only those contaminants which are of local importance or were detected in your water. This table is also available on our website.

	Contaminant (units)	MCL	MCLG	Level Found	Range	Violation	Typical Source of Contaminant
Disinfection Byproducts	TTHM (ppb)	80	0	15.2	15.2	No	By-product of drinking water chlorination
	HAA5 (ppb)	60	60	0	0	No	By-product of drinking water disinfection
Inorganic Contaminants	ARSENIC (ppb)	10	0	0	0	No	Erosion of natural deposits; Runoff from orchards; Runoff from glass and electronic production wastes
	BARIUM (ppm)	2	2	0.102	0.034-0.102	No	Discharge of drilling wastes; Discharge from metal refineries; Erosion of natural deposits
	FLUORIDE (ppm)	4	4	0.8	0.7-0.8	No	Erosion of natural deposits; Water additive which promotes strong teeth; Discharge from fertilizer and aluminum factories
	NITRATE (ppm)	10	10	0	0	No	Runoff from fertilizer use; Leaching from septic tanks
	NITRITE (ppm)	1	1	0	0	No	
	SODIUM (ppm)	n/a	n/a	38.20	17.30-38.20	No	Erosion of natural deposits
Radioactive Contaminants	GROSS BETA PARTICLE ACTIVITY (pCi/l)	n/a	n/a	5.1	2.2-5.1	No	Decay of natural and man-made deposits
	RADIUM, (226 + 228) (pCi/l)	5	n/a	4.1	0.3-4.1	No	Erosion of natural deposits
	GROSS ALPHA, INCL. R & U (pCi/l)	15	n/a	11.0	3.7-11.0	No	Erosion of natural deposits
Organic Volatiles	BENZENE (ppb)	0.005	0	0	0	No	Discharge from factories; Leaching from gas storage tanks and landfills
	TOLUENE (ppm)	1	1	0	0	No	Discharge from petroleum factories

	Contaminant (units)	Action Level (AL)	MCLG	90th Percentile Level Found	# of Results Above (AL)	Violation	Typical Source of Contaminant
Total Metals	COPPER (ppm)	1.3	1.3	0.4810	0 of 10	No	Corrosion of household plumbing systems; Erosion of natural deposits;
	LEAD (ppb)	15	0	6.70	0 of 10	No	Corrosion of household plumbing systems; Erosion of natural deposits

MCL	Maximum Contaminant Level: The highest level of a contaminant that is allowed in drinking water. MCLs are set as close to the MCLGs as feasible using the best available treatment technology.
MCLG	Maximum Contaminant Level Goal: The level of a contaminant in drinking water below which there is no known or expected risk to health. MCLGs allow for a margin of safety.
pCi/l	picocuries per liter (a measure of radioactivity)
ppm / ppb	parts per million, or milligrams per liter (mg/l) / parts per billion, or micrograms per liter (ug/l)

Well Permits

Property owners that decide to connect to the municipal water system and not abandon their private well must obtain and renew a residential well permit every five years. As of April 1, 2012, the WDNR requires one safe bacteriological sample result taken within two months of the permit application and a cross-connection inspection performed by a Water Utility Operator (at no charge). An inspection by a licensed well driller or pump installer is also required upon initial permit application and once every ten years. The inspection form and safe test result must be forwarded to the District office along with the \$40 permit fee. We appreciate your help in protecting our water source, and we will notify you by mail when it is time to renew your well permit.



Bacteria

We also test for bacteria, such as coliform and ecoli, on a continual basis multiple times a month and have never tested positive.

Autopay

***** Additional Cost Savings*****
A direct payment option is available to District residents who receive quarterly water bills. This is an electronic payment alternative to online or paper checks. Not only does the District save considerable time and money when processing payments, but residents also save time and money when paying their bills. To take advantage of this **free** service, please fill out the enrollment form on our website at: www.algomasd.org/water.asp.

If you have any questions, or would like the information sent to you, feel free to call us at (920) 426-0335. Currently, over a quarter of our residents are taking advantage of this service, and we would like to extend it to everyone.